
Destiny

One Search

September 25, 2011

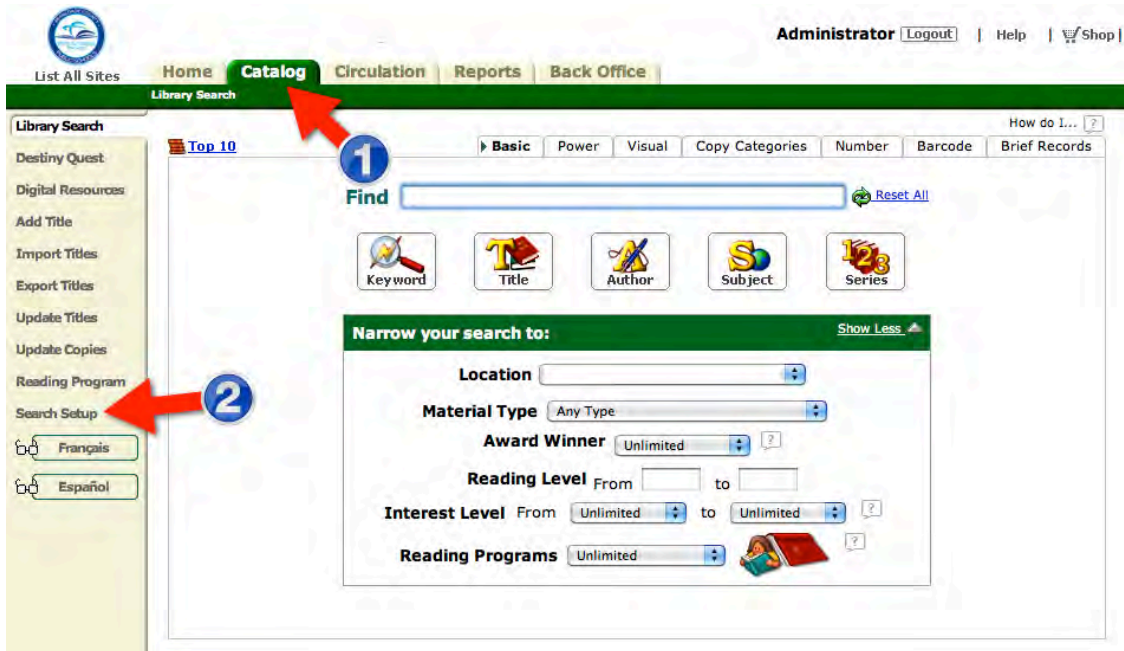


This step-by-step guide demonstrates how to set up Destiny's One Search. One Search is a federated search function that allows a patron to search multiple online resources, including M-DCPS online subscription databases, through a single search.

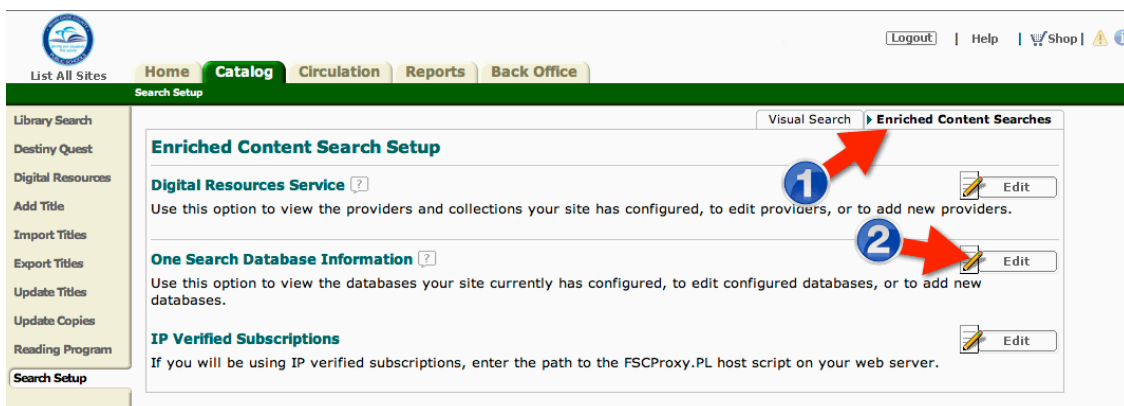
Destiny

One Search

1. From the *Catalog* tab, select the *Search Setup* link.

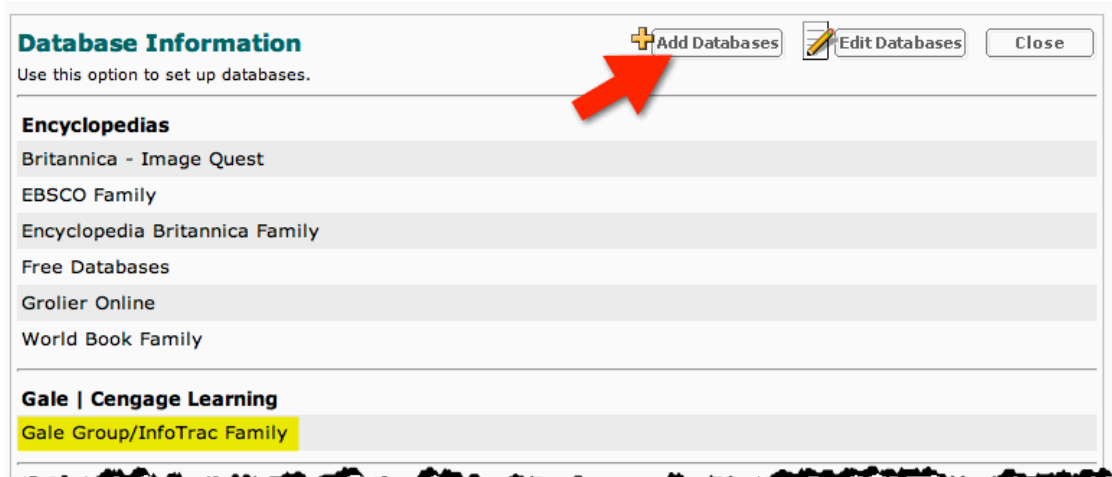


2. Click on the *Enriched Content Searches* sub-tab and then on the *One Search Database Information* "edit" button.



3. A list of available databases will appear on the Database Information screen. To begin selecting databases to be included in your catalog searches, click on the *Add Databases* button at the top of the screen. The list includes many free resources as well as the online databases M-DCPS subscribes to, which can be accessed from our Virtual Library. I've highlighted the M-DCPS subscription databases below.

Please note: Unless listed in Free Databases, all resources require a username and password.



Database Information [+ Add Databases](#) [Edit Databases](#) [Close](#)

Use this option to set up databases.

Encyclopedias

- Britannica - Image Quest
- EBSCO Family
- Encyclopedia Britannica Family
- Free Databases
- Grolier Online
- World Book Family

Gale | Cengage Learning

- Gale Group/InfoTrac Family



Reference Databases

- ABC-CLIO - Readers Advisor Online - Free
- ABC-CLIO Family
- Access Science
- Atomic Learning
- Career Cruising
- CountryReports
- CQ Electronic Library
- CultureGrams Family
- EBSCO Family
- Electric Library Family
- Exploring Nature - Subscriber
- Facts on File Family
- Follett Subscriptions



Streaming

- Sharpe Online Reference
- SIRS Family
- Soundzabound
- TeachingBooks.net
- United Streaming / Discovery Education Streaming
- Visual Thesaurus
- World and I School
- World Book Family

4. The resulting *Assignable Databases* screen allows for individual selection of the listed databases. Click on the *Add* button beside each database to be added. In the following, Facts On File is used as an example to set up a federated resource. All other M-DCPS databases can be set up similarly.

The screenshot displays the 'Assignable Databases' interface. At the top right, there are two buttons: 'Edit Databases' (with a pencil icon) and 'Back' (with a left arrow icon). The interface is divided into two main sections: 'Encyclopedias' and 'Reference Databases'. Each section contains a list of database entries, each with a green checkmark icon and an 'Add' button. The 'Facts on File Family' entry in the 'Reference Databases' section is highlighted in yellow, and a red arrow points to its 'Add' button.

Section	Database Name	Action
Encyclopedias	Britannica - Image Quest	<input type="checkbox"/> Add
	EBSCO Family	<input type="checkbox"/> Add
	Encyclopedia Britannica Family	<input type="checkbox"/> Add
	Free Databases	<input type="checkbox"/> Add
	Grolier Online	<input type="checkbox"/> Add
	World Book Family	<input type="checkbox"/> Add
Reference Databases	ABC-CLIO - Readers Advisor Online - Free	<input type="checkbox"/> Add
	ABC-CLIO Family	<input type="checkbox"/> Add
	Access Science	<input type="checkbox"/> Add
	Atomic Learning	<input type="checkbox"/> Add
	Career Cruising	<input type="checkbox"/> Add
	CountryReports	<input type="checkbox"/> Add
	CQ Electronic Library	<input type="checkbox"/> Add
	CultureGrams Family	<input type="checkbox"/> Add
	EBSCO Family	<input type="checkbox"/> Add
	Electric Library Family	<input type="checkbox"/> Add
	Exploring Nature - Subscriber	<input type="checkbox"/> Add
	Facts on File Family	<input type="checkbox"/> Add
Free Databases	<input type="checkbox"/> Add	

5. The resulting screen lists all the available resources in the FOF family. Select the databases that you would like your patrons to have access to and then select the patrons you would like to have access to the resources. When the *Database* and the *Allow* check boxes have both been selected, the database will be available to that patron type after they log in. Once all the selections have been made, enter the district username and password for the database and then click the *Test* button to confirm that all databases in the selected group are available.

Please note: for all M-DCPS online databases, highlighted above, do not select the Allow Guests option as this would give access to the databases without username and password authentication.

Add Databases

The authentication information you enter will apply to all databases selected below.

Configure Databases

Facts on File Family

User Name

Password

1

2

3

To configure a database for searching check the box by its name.

		Preset selected	Allow Students	Allow Staff	Allow Guests
<input type="button" value="Select All"/> <input type="button" value="Clear All"/>		<input type="button" value="Select All"/> <input type="button" value="Clear All"/>	<input type="button" value="Select All"/> <input type="button" value="Clear All"/>	<input type="button" value="Select All"/> <input type="button" value="Clear All"/>	<input type="button" value="Select All"/> <input type="button" value="Clear All"/>
Reference Databases					
<input checked="" type="checkbox"/> Facts on File - African-American History Online	<input type="checkbox"/>	<input checked="" type="checkbox"/>	<input checked="" type="checkbox"/>	<input checked="" type="checkbox"/>	<input type="checkbox"/>
<input checked="" type="checkbox"/> Facts on File - All History Databases Search	<input type="checkbox"/>	<input checked="" type="checkbox"/>	<input checked="" type="checkbox"/>	<input checked="" type="checkbox"/>	<input type="checkbox"/>
<input checked="" type="checkbox"/> Facts on File - American History Online	<input type="checkbox"/>	<input checked="" type="checkbox"/>	<input checked="" type="checkbox"/>	<input checked="" type="checkbox"/>	<input type="checkbox"/>
<input checked="" type="checkbox"/> Facts on File - American Indian History Online	<input type="checkbox"/>	<input checked="" type="checkbox"/>	<input checked="" type="checkbox"/>	<input checked="" type="checkbox"/>	<input type="checkbox"/>
<input checked="" type="checkbox"/> Facts on File - American Womens History Online	<input type="checkbox"/>	<input checked="" type="checkbox"/>	<input checked="" type="checkbox"/>	<input checked="" type="checkbox"/>	<input type="checkbox"/>
<input checked="" type="checkbox"/> Facts on File - Ancient and Medieval History Online	<input type="checkbox"/>	<input checked="" type="checkbox"/>	<input checked="" type="checkbox"/>	<input checked="" type="checkbox"/>	<input type="checkbox"/>
<input checked="" type="checkbox"/> Facts on File - Blooms Literary Reference Online	<input type="checkbox"/>	<input checked="" type="checkbox"/>	<input checked="" type="checkbox"/>	<input checked="" type="checkbox"/>	<input type="checkbox"/>
<input checked="" type="checkbox"/> Facts on File - Curriculum Resource Center	<input type="checkbox"/>	<input checked="" type="checkbox"/>	<input checked="" type="checkbox"/>	<input checked="" type="checkbox"/>	<input type="checkbox"/>
<input checked="" type="checkbox"/> Facts on File - Fergusons Career Guidance Center	<input type="checkbox"/>	<input checked="" type="checkbox"/>	<input checked="" type="checkbox"/>	<input checked="" type="checkbox"/>	<input type="checkbox"/>
<input checked="" type="checkbox"/> Facts on File - Health Reference Center	<input type="checkbox"/>	<input checked="" type="checkbox"/>	<input checked="" type="checkbox"/>	<input checked="" type="checkbox"/>	<input type="checkbox"/>
<input checked="" type="checkbox"/> Facts on File - Modern World History Online	<input type="checkbox"/>	<input checked="" type="checkbox"/>	<input checked="" type="checkbox"/>	<input checked="" type="checkbox"/>	<input type="checkbox"/>
<input checked="" type="checkbox"/> Facts on File - Science Online	<input type="checkbox"/>	<input checked="" type="checkbox"/>	<input checked="" type="checkbox"/>	<input checked="" type="checkbox"/>	<input type="checkbox"/>
<input checked="" type="checkbox"/> Facts on File - U.S. Government Online	<input type="checkbox"/>	<input checked="" type="checkbox"/>	<input checked="" type="checkbox"/>	<input checked="" type="checkbox"/>	<input type="checkbox"/>
<input checked="" type="checkbox"/> Facts on File - World Geography and Culture Online	<input type="checkbox"/>	<input checked="" type="checkbox"/>	<input checked="" type="checkbox"/>	<input checked="" type="checkbox"/>	<input type="checkbox"/>
<input checked="" type="checkbox"/> Facts on File - Writers Reference Center	<input type="checkbox"/>	<input checked="" type="checkbox"/>	<input checked="" type="checkbox"/>	<input checked="" type="checkbox"/>	<input type="checkbox"/>
<input checked="" type="checkbox"/> Facts on File News Services Online Databases	<input type="checkbox"/>	<input checked="" type="checkbox"/>	<input checked="" type="checkbox"/>	<input checked="" type="checkbox"/>	<input type="checkbox"/>

6. The following test result screen lists all the databases that work (in black) with the username and password and the ones that don't (in red).

One Search Database Configuration Test

Test results will appear in the order they are returned.

Facts on File News Services Online Databases - Unable to contact. Please verify account setup and connection to native site.

Facts on File - Writers Reference Center successfully tested.

Facts on File - Health Reference Center successfully tested.

Facts on File - U.S. Government Online successfully tested.

Facts on File - Blooms Literary Reference Online successfully tested.

Facts on File - Ancient and Medieval History Online successfully tested.

Facts on File - Fergusons Career Guidance Center successfully tested.

Facts on File - American History Online successfully tested.

Facts on File - All History Databases Search successfully tested.

Facts on File - Science Online successfully tested.

Facts on File - American Womens History Online successfully tested.

Facts on File - Curriculum Resource Center successfully tested.

Facts on File - American Indian History Online successfully tested.

Facts on File - Modern World History Online successfully tested.

Facts on File - African-American History Online successfully tested.

Facts on File - World Geography and Culture Online successfully tested.

7. Close the screen to go back to the previous one and deselect any of the databases that don't work with the username and password.

Add Databases Test Save Cancel

The authentication information you enter will apply to all databases selected below.

Configure Databases Facts on File Family

User Name

Password

To configure a database for searching, check the box by its name.

	Preset selected	Allow Students	Allow Staff	Allow Guests
<input checked="" type="checkbox"/> Select All	<input checked="" type="checkbox"/> Select All	<input checked="" type="checkbox"/> Select All	<input checked="" type="checkbox"/> Select All	<input checked="" type="checkbox"/> Select All
<input checked="" type="checkbox"/> Clear All	<input checked="" type="checkbox"/> Clear All	<input checked="" type="checkbox"/> Clear All	<input checked="" type="checkbox"/> Clear All	<input checked="" type="checkbox"/> Clear All

Reference Databases

<input checked="" type="checkbox"/> Facts on File - African-American History Online	<input type="checkbox"/>	<input checked="" type="checkbox"/>	<input checked="" type="checkbox"/>	<input type="checkbox"/>
<input checked="" type="checkbox"/> Facts on File - All History Databases Search	<input type="checkbox"/>	<input checked="" type="checkbox"/>	<input checked="" type="checkbox"/>	<input type="checkbox"/>
<input checked="" type="checkbox"/> Facts on File - American History Online	<input type="checkbox"/>	<input checked="" type="checkbox"/>	<input checked="" type="checkbox"/>	<input type="checkbox"/>
<input checked="" type="checkbox"/> Facts on File - American Indian History Online	<input type="checkbox"/>	<input checked="" type="checkbox"/>	<input checked="" type="checkbox"/>	<input type="checkbox"/>
<input checked="" type="checkbox"/> Facts on File - American Womens History Online	<input type="checkbox"/>	<input checked="" type="checkbox"/>	<input checked="" type="checkbox"/>	<input type="checkbox"/>
<input checked="" type="checkbox"/> Facts on File - Ancient and Medieval History Online	<input type="checkbox"/>	<input checked="" type="checkbox"/>	<input checked="" type="checkbox"/>	<input type="checkbox"/>
<input checked="" type="checkbox"/> Facts on File - Blooms Literary Reference Online	<input type="checkbox"/>	<input checked="" type="checkbox"/>	<input checked="" type="checkbox"/>	<input type="checkbox"/>
<input checked="" type="checkbox"/> Facts on File - Curriculum Resource Center	<input type="checkbox"/>	<input checked="" type="checkbox"/>	<input checked="" type="checkbox"/>	<input type="checkbox"/>
<input checked="" type="checkbox"/> Facts on File - Fergusons Career Guidance Center	<input type="checkbox"/>	<input checked="" type="checkbox"/>	<input checked="" type="checkbox"/>	<input type="checkbox"/>
<input checked="" type="checkbox"/> Facts on File - Health Reference Center	<input type="checkbox"/>	<input checked="" type="checkbox"/>	<input checked="" type="checkbox"/>	<input type="checkbox"/>
<input checked="" type="checkbox"/> Facts on File - Modern World History Online	<input type="checkbox"/>	<input checked="" type="checkbox"/>	<input checked="" type="checkbox"/>	<input type="checkbox"/>
<input checked="" type="checkbox"/> Facts on File - Science Online	<input type="checkbox"/>	<input checked="" type="checkbox"/>	<input checked="" type="checkbox"/>	<input type="checkbox"/>
<input checked="" type="checkbox"/> Facts on File - U.S. Government Online	<input type="checkbox"/>	<input checked="" type="checkbox"/>	<input checked="" type="checkbox"/>	<input type="checkbox"/>
<input checked="" type="checkbox"/> Facts on File - World Geography and Culture Online	<input type="checkbox"/>	<input checked="" type="checkbox"/>	<input checked="" type="checkbox"/>	<input type="checkbox"/>
<input checked="" type="checkbox"/> Facts on File - Writers Reference Center	<input type="checkbox"/>	<input checked="" type="checkbox"/>	<input checked="" type="checkbox"/>	<input type="checkbox"/>
<input type="checkbox"/> Facts on File News Services Online Databases	<input type="checkbox"/>	<input checked="" type="checkbox"/>	<input checked="" type="checkbox"/>	<input type="checkbox"/>

8. Once all databases have been set up, your patrons can log-in and begin using the federated search function in Destiny. To include federated search results in a Destiny search a patron must perform a **Power** search. When the Power Search sub tab is select the *Include Online Resources* option by selecting the checkbox at the bottom of the page. Once selected, a list of the preselected databases will appear to choose from. A database must be selected in order to appear in the search results. Once one or more databases have been chosen and a search term entered, click on the *Search* button.

The screenshot displays the Destiny Library Search interface. At the top, there is a navigation bar with tabs for Home, Catalog, Circulation, Reports, Back Office, and My Info. The 'Power' search tab is selected. Below the navigation bar, there are three keyword search fields, each with a dropdown menu for search scope (All these words) and radio buttons for AND, OR, and NOT. A 'Limit your search for titles...' section contains various filters: Location (Library Media Services), Material Type (Any Type), Publication Year (Any Year), Circulation Type (All Circulation Types), Award Winner (Unlimited), Reading Level (From to), Interest Level (From Unlimited to Unlimited), and Reading Programs (Unlimited). At the bottom of the search filters, the 'Include Online Resources' checkbox is checked. Below this, a list of databases is displayed, categorized into Encyclopedias and Reference Databases. The 'Include Online Resources' checkbox is highlighted with a red arrow, and the database list is also highlighted with a red arrow. The database list includes: World Book - Advanced, World Book - Kids, World Book - Student, World Book - Enciclopedia Estudiantil Hallazgos, World Book - L Encyclopedie Decouverte, Facts on File - African-American History Online, Facts on File - American History Online, Facts on File - American Indian History Online, Facts on File - American Womens History Online, Facts on File - Ancient and Medieval History Online, Facts on File - Blooms Literary Reference Online, Facts on File - Curriculum Resource Center, Facts on File - Fergusons Career Guidance Center, Facts on File - Health Reference Center, Facts on File - Modern World History Online, Facts on File - Science Online, Facts on File - U.S. Government Online, Facts on File - World Geography and Culture Online, Facts on File - Writers Reference Center, Gale Group - Health and Wellness Resource Center, Gale Group - Kids InfoBits, Gale Group - Literature Resource Center, Gale Group - Opposing Viewpoints in Context, Gale Group - Student Resource Center - Gold, Gale Group - Student Resource Center - Junior, Gale Group - Virtual Reference Library, InfoTrac - Informe, and World Book - Discover. A 'Search' button is located at the bottom right of the database list.

9. Under the *Titles* sub tab, library copies that met the search results criteria are listed.

The screenshot shows a library search results page. At the top, there is a navigation bar with 'Home', 'Catalog', 'Circulation', 'Reports', and 'Back Office'. The 'Catalog' tab is active. Below the navigation bar, the search results are displayed. A red arrow points to the 'Titles' sub-tab. The search results are listed in a table format, showing the title, author, publication year, reading level, and interest level. The titles listed are:

- 1000 things you should know about planet Earth** by Farndon, John. Published 2003. Reading Level: 8.3 Interest Level: 5-8. 1 of 1 available.
- Aftershock : a novel** by Scarborough, Chuck. Published 1991. Interest Level: Adult. 1 of 1 available.
- Aftershocks** by Lavender, William, 1921 Dec. 23-. Published 2006. Reading Level: 4.9 Interest Level: Young Adult. Accelerated Reader® Level: 4.9 / 13.0 pts. 1 of 1 available.
- The Beagle letters** by Darwin, Charles, 1809-1882. Published 2008. Interest Level: Adult. 1 of 1 available.
- Blue planet** produced by Image Space Technology, Inc. for IMAX Systems Corp. ; a presentation of the Smithsonian Institution's National Air and Space Museum and Lo. Published 2001. Interest Level: Young Adult. 1 of 1 available.
- Catastrophes and disasters** by Smith, Roger. Published 1992. Interest Level: Young Adult. 1 of 1 available.

10. Click on the *One Search* sub tab to see the database search results.

The screenshot shows a library search interface. At the top, there is a navigation bar with tabs for Home, Catalog, Circulation, Reports, and Back Office. The 'Catalog' tab is active. Below the navigation bar, there is a search bar and a 'Search Results' link. The main content area displays the search results for 'earthquakes'. A red arrow points to the 'One Search' sub-tab. The results are listed as follows:

- Bartleby.com**: Found 264 results for "earthquakes". The preeminent Internet publisher of literature, reference and verse providing students, researchers and the intellectually curious with unlimited access to books and information on the web, free of charge.
- NASA**: Found 682000 results for "earthquakes". NASA search connects educators to NASA information, services, and materials on any of the NASA websites.
- Discovery Channel.com**: Found 242 results for "earthquakes". The nation's premier real world entertainment network.
- HistoryChannel.com**: Found 315 results for "earthquakes". The History Channel reveals the power and passion of history as an inviting place where people experience history personally and connect their own lives to the great lives and events of the past.
- Discovery Kids**: Found 5 results for "earthquakes". Through its award-winning programming and dynamic partnerships, Discovery Kids is dedicated to providing the best of real-world entertainment for kids of all ages and to being a leader in kids' entertainment around the world.
- Merriam-Webster Online**: Found 1 results for "earthquakes". The on-line Collegiate Dictionary is based on the print version of Merriam-Webster's Collegiate Dictionary, Eleventh Edition. The on-line dictionary includes the main A-Z listing of the Collegiate Dictionary, as well as the abbreviations.

11. In the One Search result screen, the patron can view the results in two ways:

1. Clicking on the database's logo brings the user to the source's website in a new window.
2. Clicking on the database's name or *Found # of results...* text beside the the logo, brings the data-base's search results in a new window.

The screenshot shows a library search results page for the query "earthquakes". The page is titled "One Search results for (earthquakes)" and indicates that 6 databases were searched. The results are listed as follows:

- Bartleby.com**: Found 264 results for "earthquakes". A red arrow points to the Bartleby.com logo, and a blue circle with the number "1" is next to the result text.
- NASA**: Found 6820000 results for "earthquakes". A red arrow points to the NASA logo, and a blue circle with the number "2" is next to the result text.
- Discovery Channel.com**: Found 242 results for "earthquakes". A red arrow points to the Discovery Channel logo.
- HistoryChannel.com**: Found 315 results for "earthquakes".
- Discovery Kids**: Found 5 results for "earthquakes".
- Merriam-Webster Online**: Found 1 results for "earthquakes".

The page includes a sidebar with options like "Destiny Quest", "Digital Resources", and "Add Title". At the top, there are navigation tabs for "Home", "Catalog", "Circulation", "Reports", and "Back Office". The user is logged in as "Administrator".